




ASNU GDI Extractor Tools


Part No: ASNU 266EXT




The ASNU GDI Injector Extractor tool has been designed by ASNU for the safe removal of tight fitting or inaccessible GDI injectors. This tool will be an essential, valuable and welcome addition to the tool range of any technician involved with the removal of GDI Injectors.



The GDI Injectors are built to a one micron tolerance; possibly the finest tolerance of any mechanical part on the engine. Removing these injectors without the correct tool can possibly alter the seating of the pintle shaft of the injector, which can cause leaking or “sticking” problems for the valve’s pintle or it can even break the pintle ball off the end of the shaft. Any of these issues will render the injector as scrap and will require a new one. Hopefully the issue will be identified BEFORE it’s fitted back in to the engine, where if not, it could cause untold damage to the engine’s combustion chamber.



Broken off connector plug due to incorrect removal
(should look like the injector to the right)



Damaged injectors from using vice grips/pry bar to
remove injectors & damaging the outer casing

ASNU Corporation Europe Ltd

65-67 Glencoe Road, Bushey, Hertfordshire, WD23 3DP, UK

Tel: +44 (0) 208 4204494 | Email: enquiries@asnu.com | Web: www.asnu.com




ASNU GDI Extractor Tool with BMW Adapter

Part No's: ASNU 266EXT & ASNU 266BMW

ASNU has tested and serviced more GDI injectors than anyone else in the world and have seen injectors damaged beyond recognition by "Technicians" struggling to remove GDI injectors without the correct tools. This kit in its basic format will safely grip all gasoline solenoid injectors in the grooves designed for extraction purposes.

There is also an optional extra tool designed for extracting the BMW Piezo injectors that are found commonly in the N54/N55 and some other engines. The injector's connecting pipe is offset on these, meaning it is very easy for technicians when trying to remove the injectors, to pull them out at the wrong angle and damage them by not using the correct tool.



The ASNU 266BMW adaptor works in conjunction with the ASNU 266EXT extractor tool.

To use the ASNU 266BMW, simply undo the clamps at the bottom of the extractor tool, and replace with the ASNU 266BMW adaptor.

